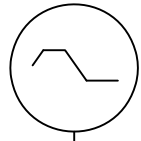
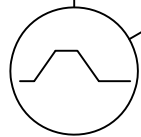


CURVED RIDGE - LINING PANEL (L to R)

19mm DEEP LINER



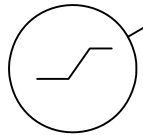
OVERLAP



32mm DEEP LINER

HANDING VIEW ARROW

CRITICAL LEG*
L1 (Min. 250mm)



UNDERLAP

COLOUR TO UNDERSIDE

RUN OUT LEG*
L2 (Min. 100mm)

QUEDRON ORDER NUMBER:	WORKS USE ONLY FIRST OFF CHECK:
CUSTOMER:	
PROJECT REFERENCE:	
DELIVERY DATE:	

NOTES:

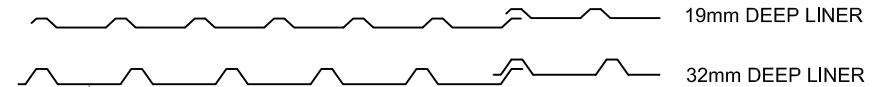
ANGLE OF CURVATURE = 2 x ROOF PITCH
 EXT RAD = INT RAD + PROFILE DEPTH

$$\frac{2 \times 3.142 \times \text{EXT RAD} \times \text{ANGLE}}{360} = \text{EXT ARC}$$

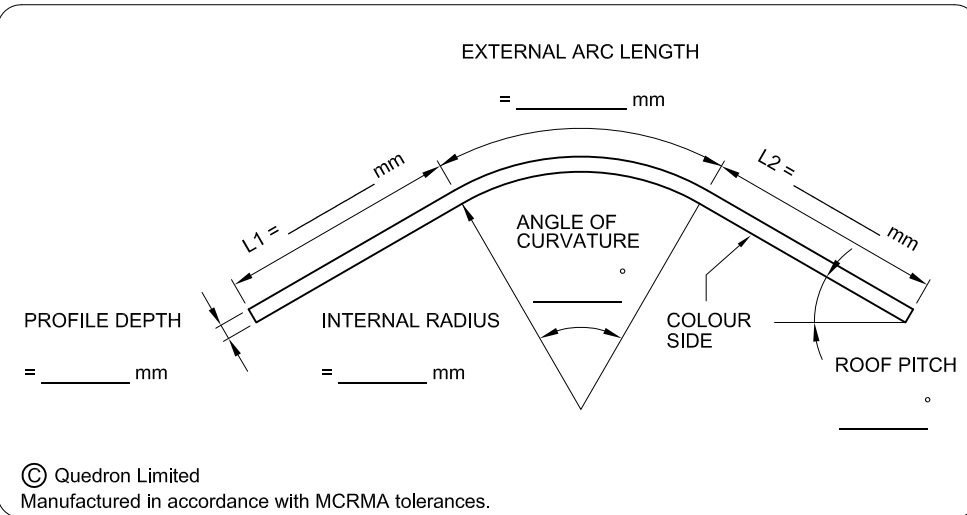
 MINIMUM INTERNAL RADIUS = 300mm*
 MAXIMUM SHEET LENGTH = 6000mm*
 * PRODUCTION LIMITATIONS MAY APPLY

INSTALLED LEFT TO RIGHT WHEN VIEWED FROM HANDING VIEW ARROW

DIRECTION OF LAY →



COLOUR SIDE



APPROVED

CUSTOMER SIGNATURE:

DATE:

PROFILE:	
MATERIAL/GAUGE:	
COLOUR:	
OVERALL SHEET LENGTH:	
QUANTITY:	
PACK & MARK:	
TO MATCH PREVIOUS: YES / NO	O/No.
WORKS USE ONLY	
No. OF HITS = _____ @ _____ mm CTRS @ PM _____	

ISSUE DETAILS			
Rev:	Description:	Drawn By:	Date:
0	Original Issue	John Summers	24/09/08



Quedron Limited
 Runnings Road
 Kingsditch Trading Estate
 Cheltenham Gloucestershire
 GL51 9NQ
 T 01242 241222 F 01242 584934
 E profilesales@quedron.co.uk
 W www.quedron.co.uk

Title: CURVED RIDGE LINING PANEL (INSTALLED LEFT TO RIGHT)		
Scale: NOT TO SCALE	Drawing No: QD1126	Rev: 0