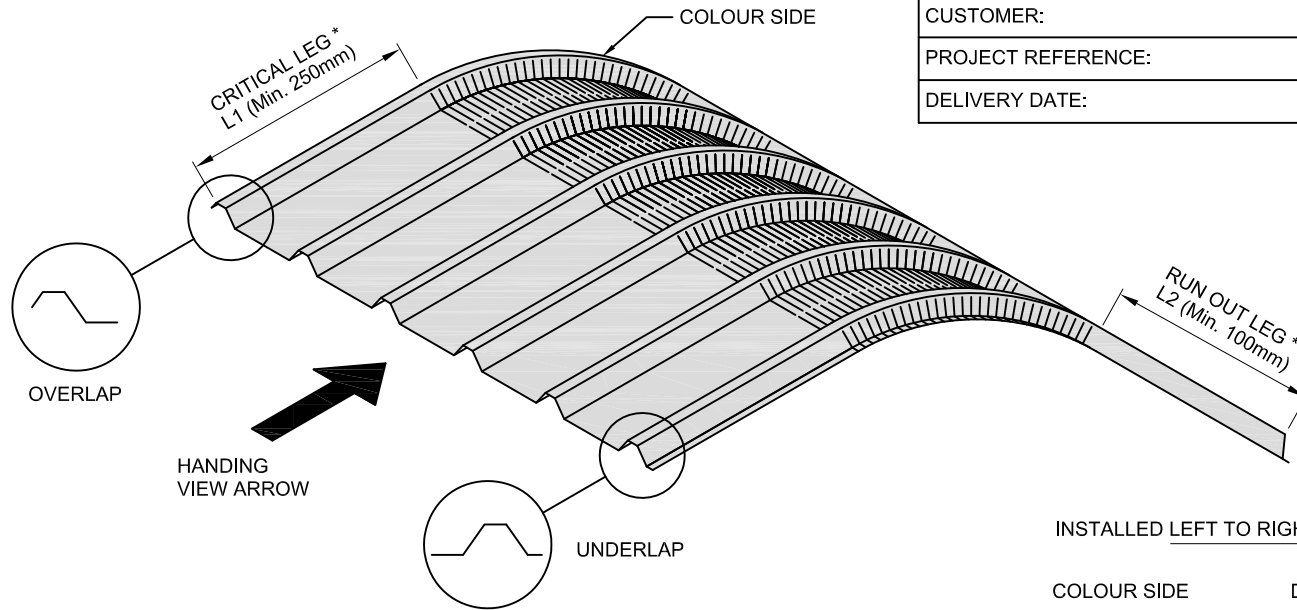
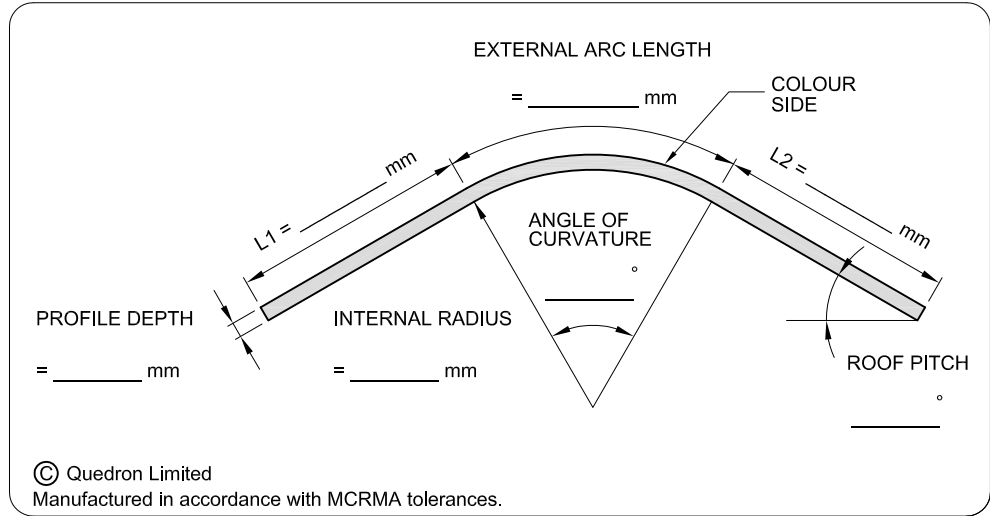
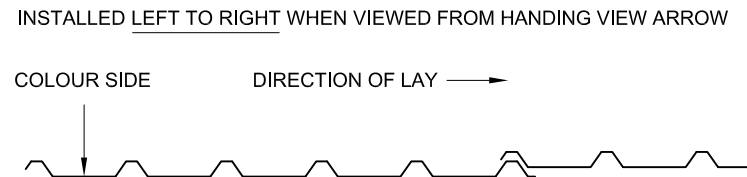


# CURVED RIDGE - EXTERNAL SHEET (L to R)



QUEDRON ORDER NUMBER:	WORKS USE ONLY FIRST OFF CHECK:
CUSTOMER:	
PROJECT REFERENCE:	
DELIVERY DATE:	

NOTES:  
 ANGLE OF CURVATURE = 2 x ROOF PITCH  
 EXT RAD = INT RAD + PROFILE DEPTH  
 $2 \times 3.142 \times \text{EXT RAD} \times \text{ANGLE} = \text{EXT ARC}$   
 360  
 MINIMUM INTERNAL RADIUS = 300mm \*  
 MAXIMUM SHEET LENGTH = 6000mm \*  
 \* PRODUCTION LIMITATIONS MAY APPLY



PROFILE:
MATERIAL/GAUGE:
COLOUR:
OVERALL SHEET LENGTH:
QUANTITY:
PACK & MARK:
TO MATCH PREVIOUS: YES / NO   O/No.
WORKS USE ONLY
No. OF HITS = _____ @ _____ mm CTRS @ PM _____

**APPROVED**

CUSTOMER SIGNATURE: \_\_\_\_\_

DATE: \_\_\_\_\_

ISSUE DETAILS			
Rev:	Description:	Drawn By:	Date:
0	Original Issue	John Summers	30/09/08

Quedron Limited  
 Runnings Road  
 Kingsditch Trading Estate  
 Cheltenham Gloucestershire  
 GL51 9NQ

T 01242 241222 F 01242 584934  
 E profilesales@quedron.co.uk  
 W www.quedron.co.uk

Title: CURVED RIDGE EXTERNAL SHEET (INSTALLED LEFT TO RIGHT)		
Scale: NOT TO SCALE	Drawing No: QD1128	Rev: 0