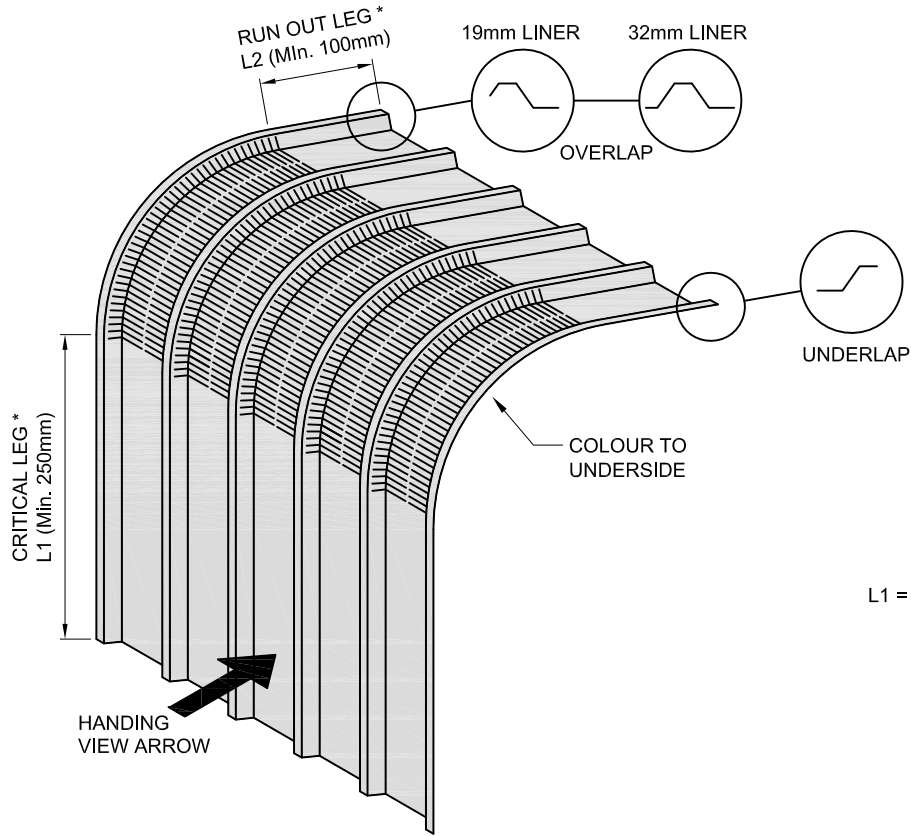
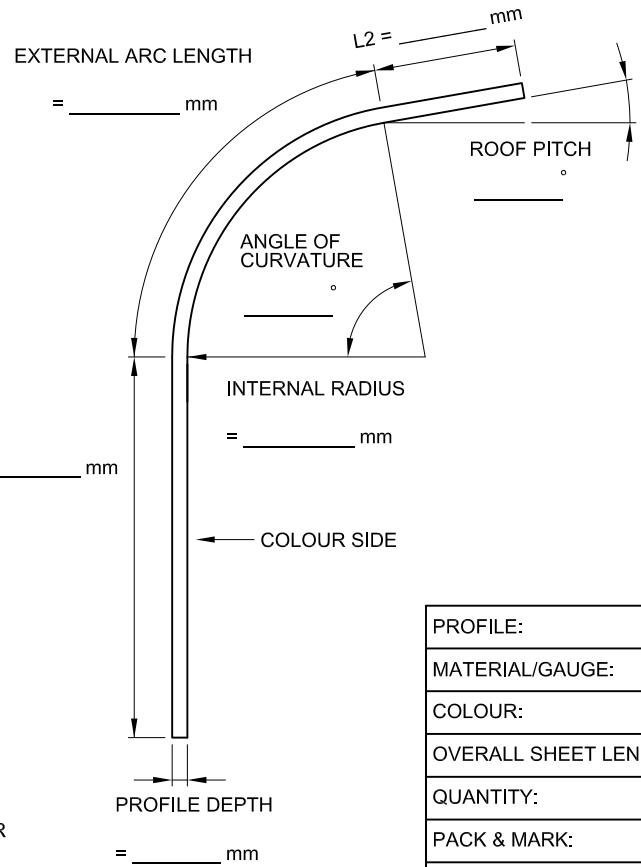
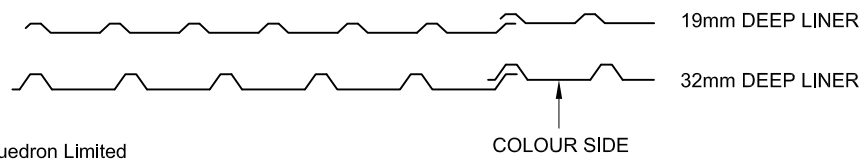


CURVED EAVES - LINING PANEL (L to R)

QUEDRON ORDER NUMBER:	WORKS USE ONLY
CUSTOMER:	FIRST OFF CHECK:
PROJECT REFERENCE:	
DELIVERY DATE:	



INSTALLED LEFT TO RIGHT WHEN VIEWED FROM HANDING VIEW ARROW
 DIRECTION OF LAY →



NOTES:
 ANGLE OF CURVATURE = 90 - ROOF PITCH

$$\frac{2 \times 3.142 \times \text{EXT RAD} \times \text{ANGLE}}{360} = \text{EXT ARC}$$

 MINIMUM INTERNAL RADIUS = 300mm *
 MAXIMUM SHEET LENGTH = 6000mm *
 * PRODUCTION LIMITATIONS MAY APPLY

APPROVED

CUSTOMER SIGNATURE:

DATE:

PROFILE:	
MATERIAL/GAUGE:	
COLOUR:	
OVERALL SHEET LENGTH:	
QUANTITY:	
PACK & MARK:	
TO MATCH PREVIOUS: YES / NO	O/No.
WORKS USE ONLY	
No. OF HITS = _____ @ _____ mm CTRS @ PM _____	

© Quedron Limited
 Manufactured in accordance with MCRMA tolerances.

ISSUE DETAILS			
Rev:	Description:	Drawn By:	Date:
0	Original Issue	John Summers	30/09/08

Quedron Limited
 Runnings Road
 Kingsditch Trading Estate
 Cheltenham Gloucestershire
 GL51 9NQ
 T 01242 241222 F 01242 584934
 E profilesales@quedron.co.uk
 W www.quedron.co.uk

Title: CURVED EAVES LINING PANEL (INSTALLED LEFT TO RIGHT)		
Scale: NOT TO SCALE	Drawing No: QD1122	Rev: 0