

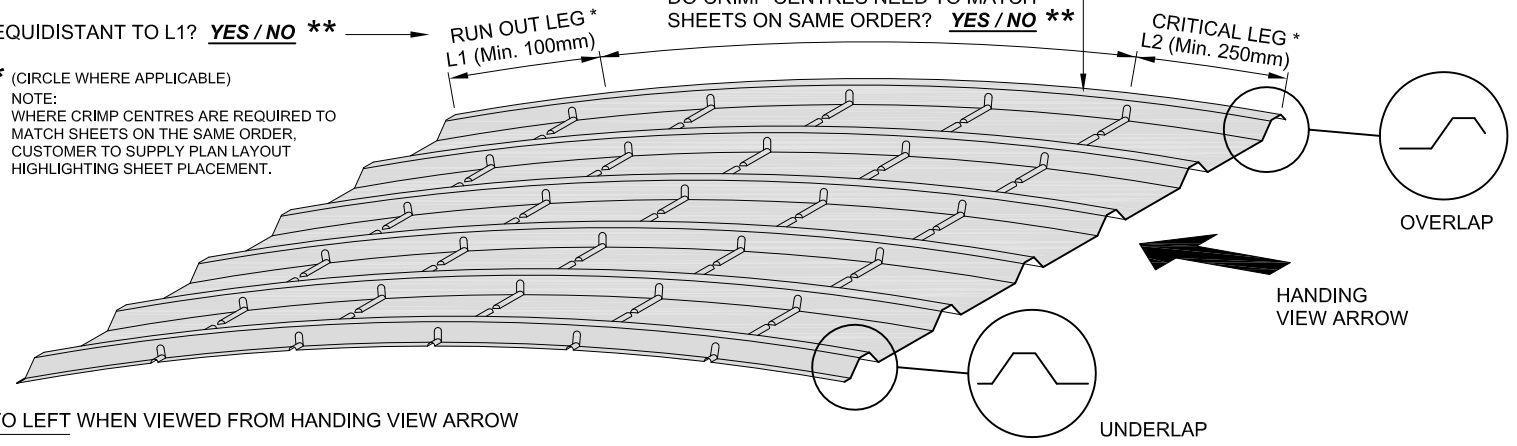
# BARREL VAULT - EXTERNAL SHEET (R to L)

QUEDRON ORDER NUMBER:	WORKS USE ONLY
CUSTOMER:	FIRST OFF CHECK:
PROJECT REFERENCE:	
DELIVERY DATE:	

EQUIDISTANT TO L1? **YES / NO \*\***

\*\* (CIRCLE WHERE APPLICABLE)  
NOTE:  
WHERE CRIMP CENTRES ARE REQUIRED TO MATCH SHEETS ON THE SAME ORDER, CUSTOMER TO SUPPLY PLAN LAYOUT HIGHLIGHTING SHEET PLACEMENT.

DO CRIMP CENTRES NEED TO MATCH SHEETS ON SAME ORDER? **YES / NO \*\***



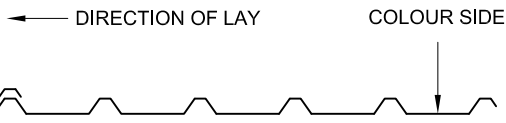
APPROVED

CUSTOMER SIGNATURE:

DATE:

INSTALLLED RIGHT TO LEFT WHEN VIEWED FROM HANDING VIEW ARROW



PROFILE:	
MATERIAL/GAUGE:	
COLOUR:	
OVERALL SHEET LENGTH:	
QUANTITY:	
PACK & MARK:	
TO MATCH PREVIOUS: YES / NO	O/No.
WORKS USE ONLY	
No. OF HITS = _____ @ _____ mm CTRS @ PM _____	

NOTES:

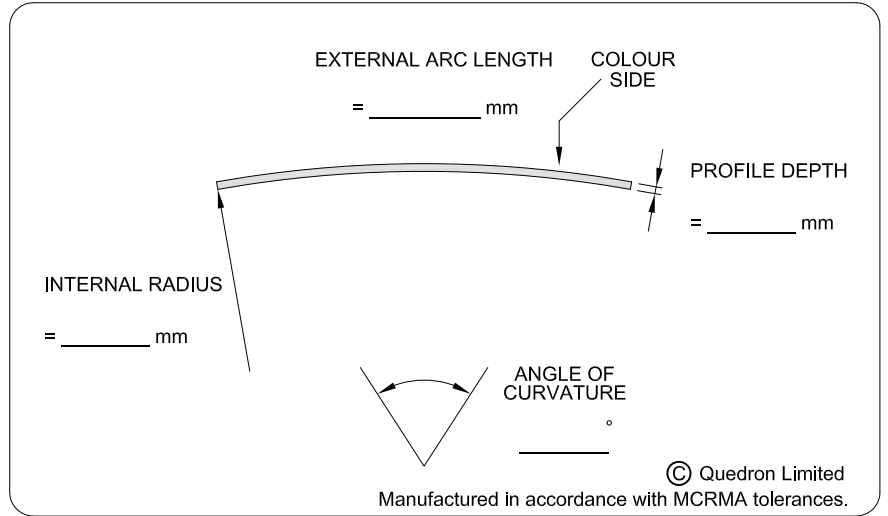
EXT RAD = INT RAD + PROFILE DEPTH

$2 \times 3.142 \times \text{EXT RAD} \times \text{ANGLE} = \text{EXT ARC}$   
360

MINIMUM INTERNAL RADIUS = 300mm \*

MAXIMUM SHEET LENGTH = 6000mm \*

\* PRODUCTION LIMITATIONS MAY APPLY



ISSUE DETAILS			
Rev:	Description:	Drawn By:	Date:
0	Original Issue	John Summers	30/09/08

Quedron Limited  
Runnings Road  
Kingsditch Trading Estate  
Cheltenham Gloucestershire  
GL51 9NQ

T 01242 241222 F 01242 584934  
E profilesales@quedron.co.uk  
W www.quedron.co.uk

<b>Title:</b> CURVED BARREL VAULT EXTERNAL SHEET (INSTALLED RIGHT TO LEFT)	
<b>Scale:</b> NOT TO SCALE	<b>Drawing No:</b> QD1133
	<b>Rev:</b> 0